

ALL THAT DIAPHRAGM WALL EQUIPMENT PARTS

www.roadbit.com

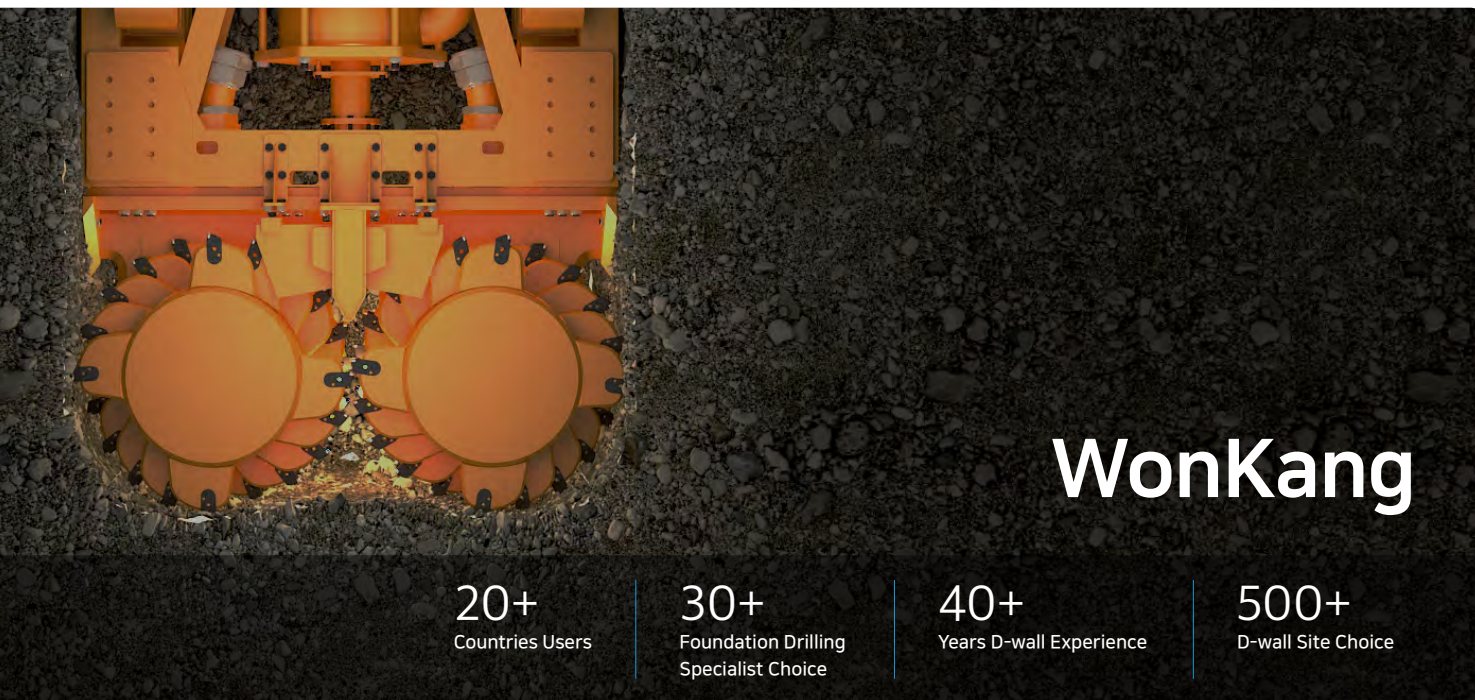
Edition – No. 2

ASIA NO.1 DIAPHRAGM WALL WEAR
AND SPARE PART SALES

MADE IN KOREA



About Us



WonKang

20+
Countries Users

30+
Foundation Drilling
Specialist Choice

40+
Years D-wall Experience

500+
D-wall Site Choice

Company Information

Legal Company name
WONKANG CO.,LTD

Product Brand name
ROADBIT

Key products
Cutter Teeth, BCF9/BCF10
Gearbox, Mudpump,
Cutting Wheel and
other BC32,BC35,BC40
Diaphragmwall
equipment's wear parts &
spare parts.

Establish
1973

“Mastering Trench Cutter Parts”

Wonkang Co., Ltd. is a leading manufacturer of consumables and parts for BC32, BC35, and BC40 equipment, including BC Cutter Teeth, BCF9, BCF10 Gearbox, Mudpump, and Cutting Wheel. With a strong presence in markets like Singapore, Hong Kong, Dubai, Egypt, Turkey, and Israel, we also export to 20 countries, demonstrating the global demand for our high-quality, reliable products.

We frequently participate in global construction expos, having showcased our products at BAUMA in Germany, CONEXPO in the USA, BIG5 Expo in Dubai, and INTERMAT in Paris. Our future plans include participation in BAUMA CONEXPO India and BAUMA 2025Germany, continuing to showcase our products to industry professionals worldwide.

Our quick delivery is a key strength, particularly in Korea, where we produce around 1,000 to 1,500 PCS of cutter teeth daily for our 60+ BC equipment units. Except for order-made products, our deliveries usually take less than a week, while order-made items are delivered within 3-4 weeks.

With 38 years of experience, we ensure outstanding quality and competitive pricing through mass production, making our delivery capabilities and price competitiveness unmatched worldwide.

VISION AND MISSION

Our goal is to be a globally recognized manufacturer of construction equipment parts and consumables.

We strive to be a top player in the consumables segment, focusing on key parts like gearboxes, suction pumps, cutter wheels, teeth, and holders. Through innovation, customer collaboration, and market leadership, we aim to develop domestic products, reduce reliance on imports, and enhance the industry's competitiveness through both local supply and foreign exports.

**Technological
innovation**

**Safety
management**

**Endless
challenges**

**Respect
each other**

SALES TEAM

WA/Mobile : +82-10-8503-7111

TEL : +82-2-6941-1050

FAX : +82-50-4183-7111

E-mail : sales@roadbit.com

www.roadbit.com

HEAD OFFICE

WONKANG CO.,LTD

2 Bodeokpo 1-gil Saha-gu Busan 49486
Korea

SALES OFFICE / R&D CENTER

WONKANG CO.,LTD

1102 228 Gonghang-daero
Gangseo-gu Seoul 07806 Korea

FACTORY #1

WONKANG TUNGSTEN ROADBIT

2 Bodeokpo 1-gil Saha-gu Busan
49486 Korea

FACTORY #2

YUJIN Construction Machinery

50 Hagunsandan 2ro Yangchon-eup
Gimpo-si Gyeonggi-do 10049 Korea

Certification & Licenses

- ISO9001,14001,45001 International Certification
- CE International Certification
- 3 trademarks registered in India
- 6 domestic patents
- 2 domestic trademarks
- Venture Company Certification
- Item-specific Origin Certification for Exporters
- Certification for Corporate-affiliated Research Institute
- Excellent Venture Company
- Export Tower Awards

Exhibition participation

- BAUMA 2022 (Germany)
- CONEXPO 2023 (USA)
- BIG5 EXPO 2023 (Dubai)
- INTERMAT 2024 (Paris)
- BAUMA CONEXPO 2024 (India)
- BAUMA 2025 (Germany)

CUTTER TEETH

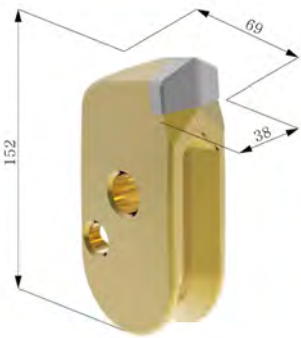


Choosing the right teeth or chisels is crucial for optimal performance when excavating a diaphragm wall. The best type depends on the ground conditions. Consulting experts and conducting site investigations ensures the most suitable selection, impacting excavation speed, efficiency, and wall quality.

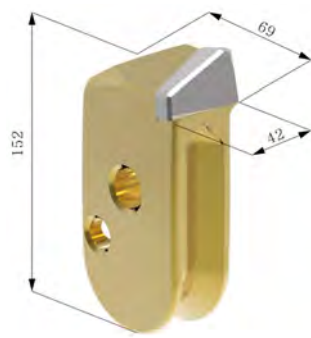


There are various grades of tungsten carbide available to maximize performance.

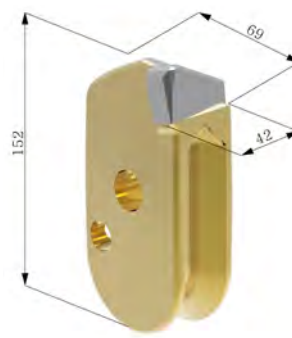
SB Teeth



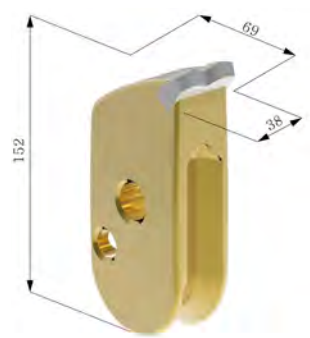
SB38-JMK
W372437



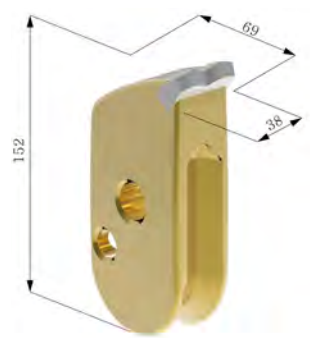
SB38-JM
W18071



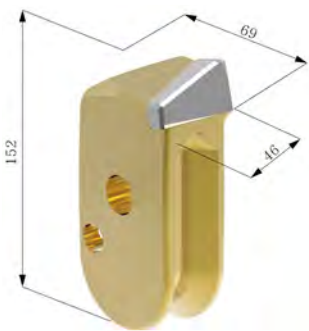
SB42-JR
W94667



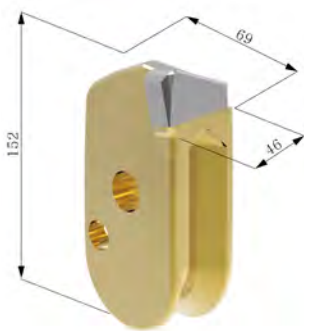
SB42-JL
W94668



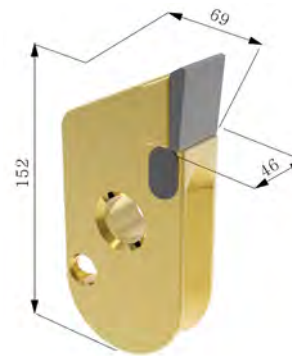
SB38-ZM
W94670



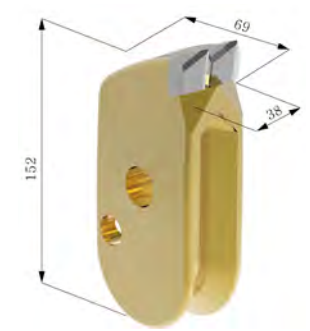
SB42-JR-LC
W459484



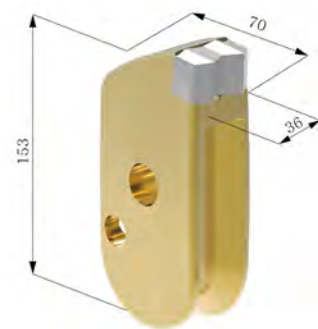
SB42-JL-LC
W459490



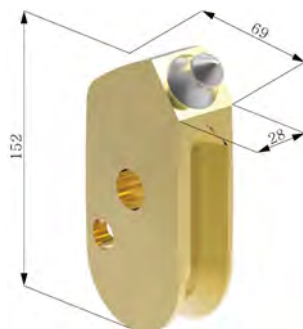
WK46-PR



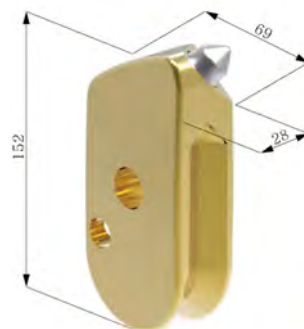
SB38-HR
W416419



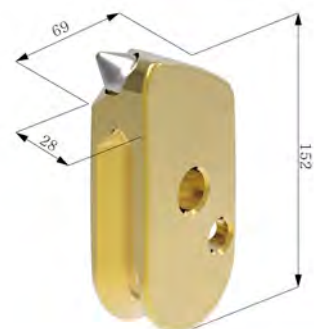
SB36
W362510



WK28-RM



WK28-RR

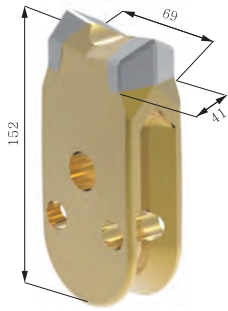


WK28-RL

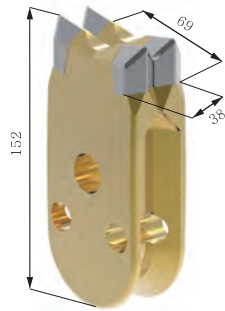
* Disclaimer: We are not associated with the manufacturers of the original equipment. Our use of their product details is solely for identifying compatible aftermarket parts, and does not imply endorsement or approval of our aftermarket products.

CUTTER TEETH

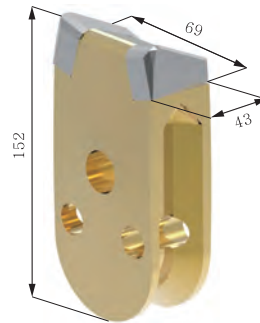
CSM Teeth



DC SB38-JMK
W644296



DC SB38-HR
W619274



DC SB42-JLR
W913234

ROLLER BIT

Made in ITALY(PALMIERI)



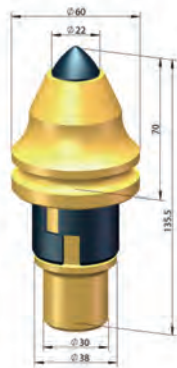
280 N
W366091

210 S
W285098

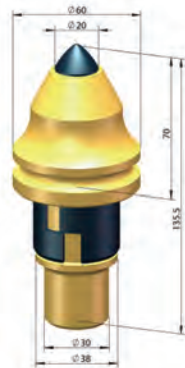
ROUND SHANK CHISEL (BULLET TEETH)



**WK-38-50-
WR-22-131
(B47K22H)**



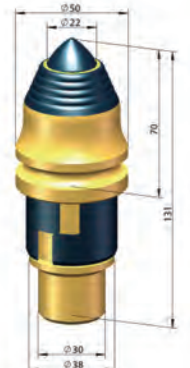
**WK-38-60-
WR-22-135
(RSM-C 22X27)**



**WK-38-60-
WR-20-135**




**WK-38-50-WR-22-
131-PF**



**WK-38-50-WR-22-
131-HF
(B47K22H-HF)**




**WK-38-60-WR-25-
131-PF**



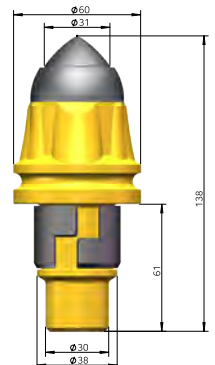
WK-38-60-SR-22-142



**WK-38-50-
WR-19-131**



**WK-38-60-WR-22-
135-PF**



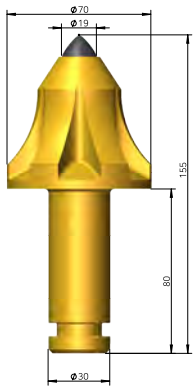
**WK-38-60-WR-31-
138-PF**

* Disclaimer: We are not associated with the manufacturers of the original equipment. Our use of their product details is solely for identifying compatible aftermarket parts, and does not imply endorsement or approval of our aftermarket products.

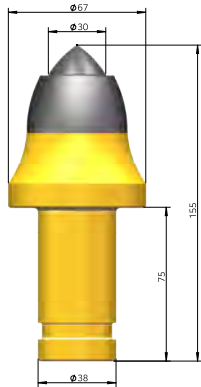
CUTTER TEETH



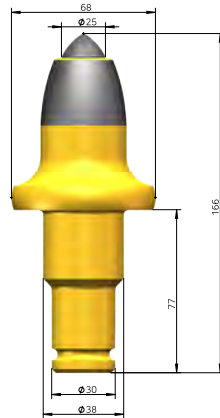
ROUND SHANK CHISEL / Tunneling / Pick Cutter



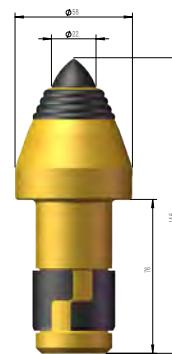
WK-30-70-SR-19-155



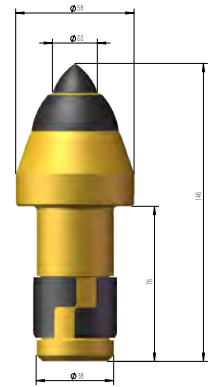
WK-38-67-SR-30-155



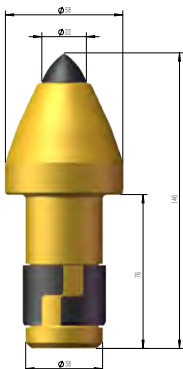
WK-38-68-SR-25-166-PF



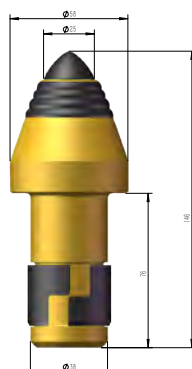
WK-38-22H
PICK CUTTER



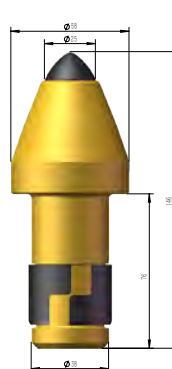
WK-38-22P
PICK CUTTER




WK-38-22-34
PICK CUTTER




WK-38-25-35HF
WK-38-25H
PICK CUTTER



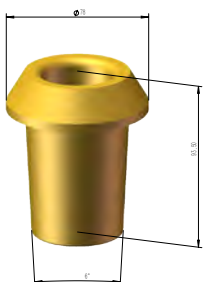
WK-38-25-35
PICK CUTTER



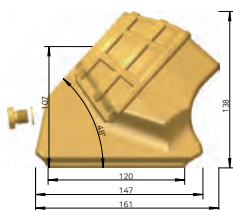
WK-38-25-35PF
WK-38-25P
PICK CUTTER



WK-38-80-34-40
PICK CUTTER



MT720 TYPE
PICK CUTTER SLEEVE



MT720 TYPE
PICK CUTTER HOLDER



Hard Facing (HF)

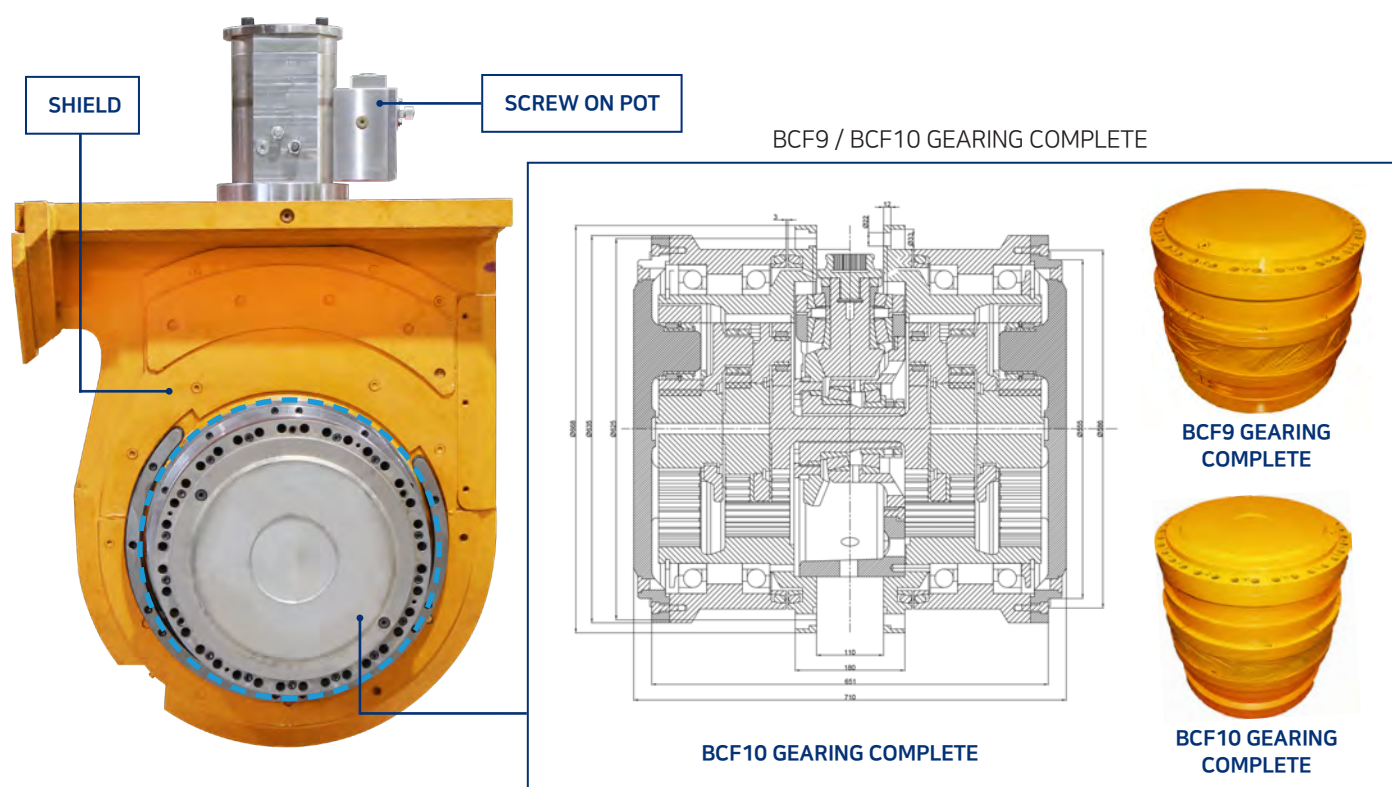


Plasma Hard Facing (PF)


* Disclaimer: We are not associated with the manufacturers of the original equipment. Our use of their product details is solely for identifying compatible aftermarket parts, and does not imply endorsement or approval of our aftermarket products.

SPARE PARTS

GEAR BOX



ROPE PULLY




* Disclaimer: We are not associated with the manufacturers of the original equipment. Our use of their product details is solely for identifying compatible aftermarket parts, and does not imply endorsement or approval of our aftermarket products.

SPARE PARTS



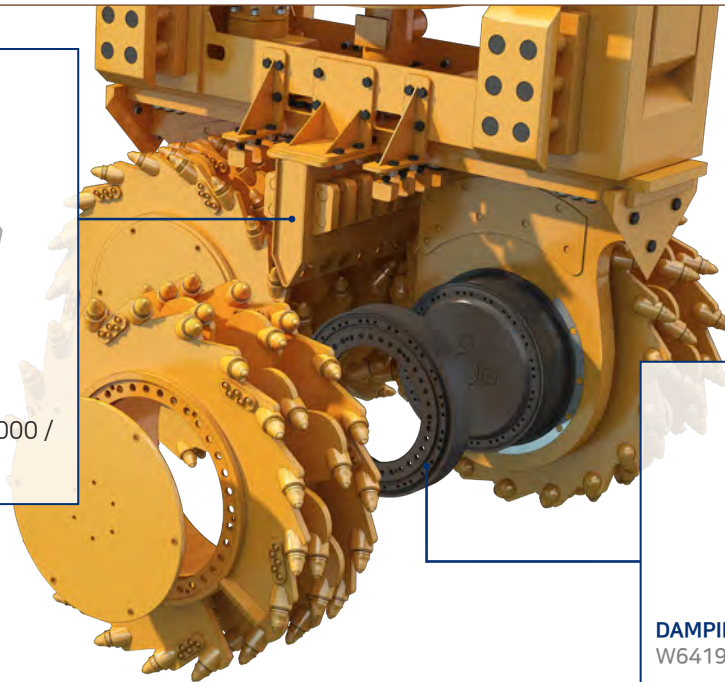
DAMPING & SUCTION BOX

SUCTION BOX SET



Size : D640-D1700

Available : D640 / D800 / D1000 / D1200 / D1500 / D1700



DAMPING
W641969



CUTTING WHEEL

STANDARD CUTTING WHEEL



Size : D640-D1700

Available : D640 / D800 / D1000 / D1200 / D1500 / D1700

ROUND SHANK CHISEL CUTTING WHEEL



Size : D800-D1500

Available : D800, D1000, D1200, D1500



BUSH, WASHER



DISK WASHER
W243523



DISK WASHER
W779789



FIXING BUSH
W243524



FLAP HOLDER PIN
W116715

* Some products not listed. Contact our sales team.

* Disclaimer: We are not associated with the manufacturers of the original equipment. Our use of their product details is solely for identifying compatible aftermarket parts, and does not imply endorsement or approval of our aftermarket products.

SPARE PARTS

ROUND SHANK CHISEL
CUTTING WHEEL
D800-D1500

CUTTING WHEEL



FLAP-TOOTH-L
W162071



FLAP-TOOTH-R
W162072



FLAP-TOOTH-L
W758126



FLAP-TOOTH-R
W758149




FLAP-TOOTH-L
W837123



FLAP-TOOTH-R
W837124



FLAP BLOCK
W161509



EYE BLOCK LR SET
W55661
W780481



EYE FLANGE RING
W116718



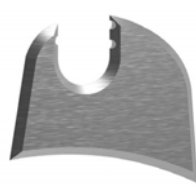
BOLT SAFETY DEVICE
W116716



TEETH HOLDER
W15844



INSERT TEETH HOLDER
W441010



**TEETH HOLDER FOR
INSERT 441010**
W441007



TUNGSTUD



RSMH50-TF

SUCTION BOX



REAMER-L
W101394




REAMER-R
W101391



REAMER-M
W101392



BLOCK 32T
W100730



BLOCK 68T
W210932



AXLE HOLDER KEY
W82413



PIN BOLT D800
W82444



PIN BOLT D1000
W55857



PIN BOLT D1200
W57462



PIN BOLT D1500
W124320

SPARE PARTS

GEAR BOX

9 BCF9 10 BCF10



GEAR-SHIELD
W725817
9 10



WEAR PLATE
W125131
W125132
9 10



WEAR PLATE
W451411
W451433
9 10



GUARD RING
W443233
W443314
9 10




GUARD RING
W125135
W125136
9 10



CLAMPING RING
W384317
9 10



WEAR RING
W384318
9 10



KEY S440-7T
W201421
9 10



DISK RING 17T
W122771
9 10



SEALING D560
W45636
W1128864
9 10



BEVEL FLANGE N70
W385736
W470978
9 10



BEVEL FLANGE N75
W201430
9 10



BEVEL WHEEL GEAR
W204432
W358691
W471502
9 10



PINION SHAFT GEAR N65
W395253
W471514
9 10



BEVEL CASE
W385739
W471178
9 10



PLUG CONNECTION GEAR
W127776
9 10



COUPLER GEAR
W789300
W789418
9 10



FLANGE CASE
W128894
9 10



HUB SHAFT GEAR
W130296
9 10



WEAR V BLOCK
W18047
9 10

* Some products not listed. Contact our sales team.

* Disclaimer: We are not associated with the manufacturers of the original equipment. Our use of their product details is solely for identifying compatible aftermarket parts, and does not imply endorsement or approval of our aftermarket products.

SPARE PARTS

RSC
CUTTING WHEEL
D1200

GEAR BOX

9 BCF9 10 BCF10



PINION CASE

W385737
W471317

9 10



PINION NUT KM65

W385741
W471923

9 10



LAY SHAFT D85

W126575

9 10



LAY SHAFT D62

W622060

9 10



LAY SHAFT

W39258

9



BEARING-33216

W385745

9 10



BEARING-30313

W385746

9 10



BEARING-32313

W385743

9 10



BEARING-30314

W385744

9 10



HUB

W678389

9 10



**A2FM160-
SEALING H8-55**

9 10



SEALING H8-70

W979160

9 10



**A6VM200-
SEALING H8-63**

9 10



**A6VM200-
SEALING H8-71**

9 10



H8-60 SEALING

W19566

9 10



CASING

W385735


9 10



**BEVEL PINION
GEAR DIRVE SET**

W685113

9 10



SCREW-ON POT

W126707

9 10



**PINION BEVEL
GEAR SET**

W395255

9 10



PINION SHAFT SET

W682209

9 10

* Some products not listed. Contact our sales team.

* Disclaimer: We are not associated with the manufacturers of the original equipment. Our use of their product details is solely for identifying compatible aftermarket parts, and does not imply endorsement or approval of our aftermarket products.

SPARE PARTS

GEAR BOX - BCF9

9 BCF9 10 BCF10



HOLLOW WHEEL

W387465
W470977

9



RING - BEARING CASE

W387466
W471215

9



PLANET LINK COVER

W226203
W869533

9



COVER GEAR PIN

W201410
W869534

9



WHEEL COVER GEAR

W201435
W35471552

9



PLANET LINK D45

W226204
W471179

9



WHEEL GEAR D35

W201434
W471613

9



SUN WHEEL GEAR

W226216
W471407

9



SUN WHEEL SHAFT

W201431
W471631

9



PLANET GEAR SET

9



PINION GEAR N55

W201433

9



COUPLER-M

W89170

9



COUPLER-G

W89171

9



RIM GEAR

W89172

9



COUPLER SET

W89173

9

DRIVE UNIT



HUB-COUPLER B120

W126355



NUT KM105

W390966



SEAKING H8-120

W384285



SCREW-ON POT

W760216



**HUB GEAR SET
& LAY SHAFT D62**

W678389

* Some products not listed. Contact our sales team.

* Disclaimer: We are not associated with the manufacturers of the original equipment. Our use of their product details is solely for identifying compatible aftermarket parts, and does not imply endorsement or approval of our aftermarket products.

SPARE PARTS

GEAR BOX
BCF10

GEAR BOX - BCF10

9 BCF9 10 BCF10



HOLLOW WHEEL

W385733
W489364

10



RING - BEARING CASE

W385734
W489370

10



PLANET LINK COVER

W358666
W494408

10



WHEEL COVER GEAR

W358694
W494564

10



PLANET LINK D35

W358667
W489371

10



WHEEL GEAR D35

W358692
W489363

10



SUN WHEEL D140

W358670
W494451

10



**PLANET LINK
SET-D35**

W682288

10



PLANET LINK D50

W358668
W494450

10



WHEEL GEAR D50

W358693
W489384

10



SUN WHEEL D120

W358671
W494452

10



PLANET LINK SET-50

W682289

10



BEVEL GEAR SET

W682210

10



SUN WHEEL SHAFT

W358669
W489372

10



PLANET GEAR SET

10



BEARING 3013

W358697

10



BEARING 2207

W358695

10



BEARING 212543

W358696

10



**RING -
BEARING CASE SET**

W693958

10



GEARING COMPLETE

W385767

10

* Some products not listed. Contact our sales team.

* Disclaimer: We are not associated with the manufacturers of the original equipment. Our use of their product details is solely for identifying compatible aftermarket parts, and does not imply endorsement or approval of our aftermarket products.

SPARE PARTS

MUD PUMP



PUMP CASE
W19286




RUNNING WHEEL / IMPELLER
W43129




WEARING PLATE-U
W19279



WEARING PLATE-L
W44235



CASING LID-U
W19278



CASING LID-L
W19287



PUMP SHAFT
W19228



PROTECTIVE SLEEVE SIC
W19905



MOUNTING FLANGE TC
W19906



SEALING SET
W19275



SEALING H8-90
W18937



SEAL DISK CASE
W19227



SEALING SIC
W19598



SLIDING RING TC
W87769



BODY FRAME
W19101



CLAMP CASE 30T
W19210



CLAMP CASE 100T
W125114



BUFFER 30T
W201776



SPACER RING
W232664



BUFFER
W201775



BUSHING FRAME
W19226



PROTECTIVE SLEEVE / DISTANCE RING 80
W43871
W19231



COUPLER-M
W18148



COUPLER-P
W46717



GEAR RIM
W50037

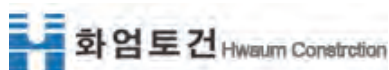
* Some products not listed. Contact our sales team.

* Disclaimer: We are not associated with the manufacturers of the original equipment. Our use of their product details is solely for identifying compatible aftermarket parts, and does not imply endorsement or approval of our aftermarket products.



MUD PUMP
W19237

CUSTOMER



* Selective Customers Only

PROJECT SUPPLY RECORD



Singapore

DTL901
T3008
MS Project
TSL223
TSL226
TEL307
TEL308
TEL305
TEL301
C821A
NSC106
NSC108
NSC109
NSC101
NSC103
PunggolDigitalDis.
NSC102
T313
T316
NSC110A
SP Cable Tunnel EW01
Other 40 +



Hongkong

HKIA C3203
HKIA C3204
HKIA C3205
Hongkong Link Road
SCL C1109
WAN CHAI C019
WAN CHAI C002
WAN CHAI C001
SR8 Project
SCL C1123
CrossBaylink
Yamatei West



U.A.E

One Za'abeel ICD HQ
Step Deep Tunnel Sewer
Qasr Al Hosn PRJ
Celestial Heights PRJ
Abu Dhabi City Ring Road
Office Tower, Buseness Bay
Al Turath Develop PRJ
Dubai LRT Green Ln
Haning Garden
Infinity Tower
Dubai LRT Union Str.
Dubai Metro Project
Dubai LRT Red Line
Marsa Dubai



Malaysia

KLCC Package 1&2
Construction and
completion of North East
Car Park
Kuala Lumpur City Centre



Qatar (Doha)

Doha Metro Red Line North
True Golf Course
Doha Metro Red Line North
Doha Metro Major Station



Egypt

Ain Sokhna Port
Damietta Port

Excluded 300 + performance in Korea



www.roadbit.com | www.ktnngco.com

WONKANG CO.,LTD

HEAD OFFICE

WONKANG CO.,LTD

2 Bodeokpo 1-gil Saha-gu Busan
49486 Korea

SALES OFFICE / R&D CENTER

WONKANG CO.,LTD

1102 228 Gonghang-daero
Gangseo-gu Seoul 07806 Korea

FACTORY #1

WONKANG TUNGSTEN ROADBIT

2 Bodeokpo 1-gil Saha-gu Busan
49486 Korea

FACTORY #2

YUJIN Construction Machinery

50 Hagunsandan 2ro Yangchon-
eup Gimpo-si Gyeonggi-do 10049
Korea

TEL +82-2-6941-1050

FAX +82-50-4183-7111

WA/Mobile +82-10-8503-7111

E-mail sales@roadbit.com

Roadbit | KTNG are registered trademark of WONKANG CO.,LTD



Disclaimer: We are not associated with the manufacturers of the original equipment. Our use of their product details is solely for identifying compatible aftermarket parts, and does not imply endorsement or approval of our aftermarket products.